




Performing Vector Calculations



Prerequisite:

- Define number of vectors in question
- Menu, Option 5

Step 1	Define first vector (A): Select '1'	
Step 2	Define number of dimensions for Vector A 2 for i, j vectors, 3 for i, j, k vectors	
Step 3	Input values into vector and press '='	
Step 4	Option Select, 'define vector'	
Step 5	Repeat steps 1 – 4 for additional vectors.	
Step 6	Once all vectors have been inputted, select AC	
Step 7	Perform operation using option key to find and use vectors.	